



Little Paws

CHILDREN'S ACTIVITY PACKS

YOUR NAME:





Contents

Hello & Welcome -----	1
Keeping your pet safe at Easter -----	2
Worksheet harmful foods -----	3
Rabbit & guinea pig enrichment -----	4
How to make a snuffle mat -----	5
Colouring in sheet rabbit -----	6
Colouring in sheet guinea pig -----	7
Easter egg hunt for your pets -----	8
DIY bunny corner bookmark -----	9-10
Cat enrichment -----	11
Word search game -----	12
Maze game -----	13
Tips for keeping animals safe in Spring -----	14
Spot the difference game -----	15
Count how many game -----	16
Fundraising Challenge -----	17
Happy Easter message -----	18
Answer sheets -----	19-23

Hello!



Happy Easter!

In this fun activity pack you'll learn how to make sure your pets and other animals are kept safe. There's a maze, a word search, colouring in and much more for you to complete. Enjoy!

The NAWT team





KEEPING YOUR PET SAFE AT EASTER



Spring is on its way as we celebrate Easter with lots of yummy treats and enjoy nicer weather. However, it's important to understand this time of year can be dangerous for our pets.

Here's how:



Chocolate

While chocolate is safe for humans to eat, it is **poisonous to dogs**, as well as most other animals, including **cats, rodents and rabbits!** So make sure you only share your easter eggs with your human friends.

Chocolate poisoning can cause your pet to be sick, upset stomach, rapid breathing, an increased heart-rate and other symptoms can occur.



Hot cross buns



Grapes, raisins, currants and sultanas are all **toxic to dogs** so it is very **important that hot cross buns are kept well out of reach.**



Please tell your parent/guardian if your pet has eaten any of the above foods so they can call the vet and make sure your pet is safe.

Do you know what other foods can be harmful for a cat or dog?

SAFE 
NOT SAFE 

Colour the circle green for safe and red not safe



Onions



Fish



Eggs



Sweets



Avocado



Chicken





Rice




Pet Food




Rabbit & Guinea Pig Enrichment



Guinea pigs and rabbits love playing with toys, burrowing in hay, gnawing on wood/sticks/cardboard and running through tunnels




Put veg in a cardboard box or crunched up newspaper so they have to figure out how to get it out



Pegging or hanging veg off the ground is a great way to get lazy guinea pigs and rabbits exercising

How to make a snuffle mat



May need adult supervision



STEP ONE:
You will need fleece fabric, scissors or rotary cutter, cutting mat, ruler and a draining mat.



STEP TWO:
Cut fabric into strips measuring approx. 9-10 inches long x 1 inch wide. For smaller dogs, can cut smaller at around 6 inches.



STEP THREE:
Thread through the fleece strips and tie an overhand knot on the other side to secure in place, repeat until mat is full.



The back should look something like this.



Follow this pattern shown above, for a more dense snuffle mat.




Here's Jessie enjoying one we made!


Head over to our Tik Tok @nawtuk_ to watch the video!



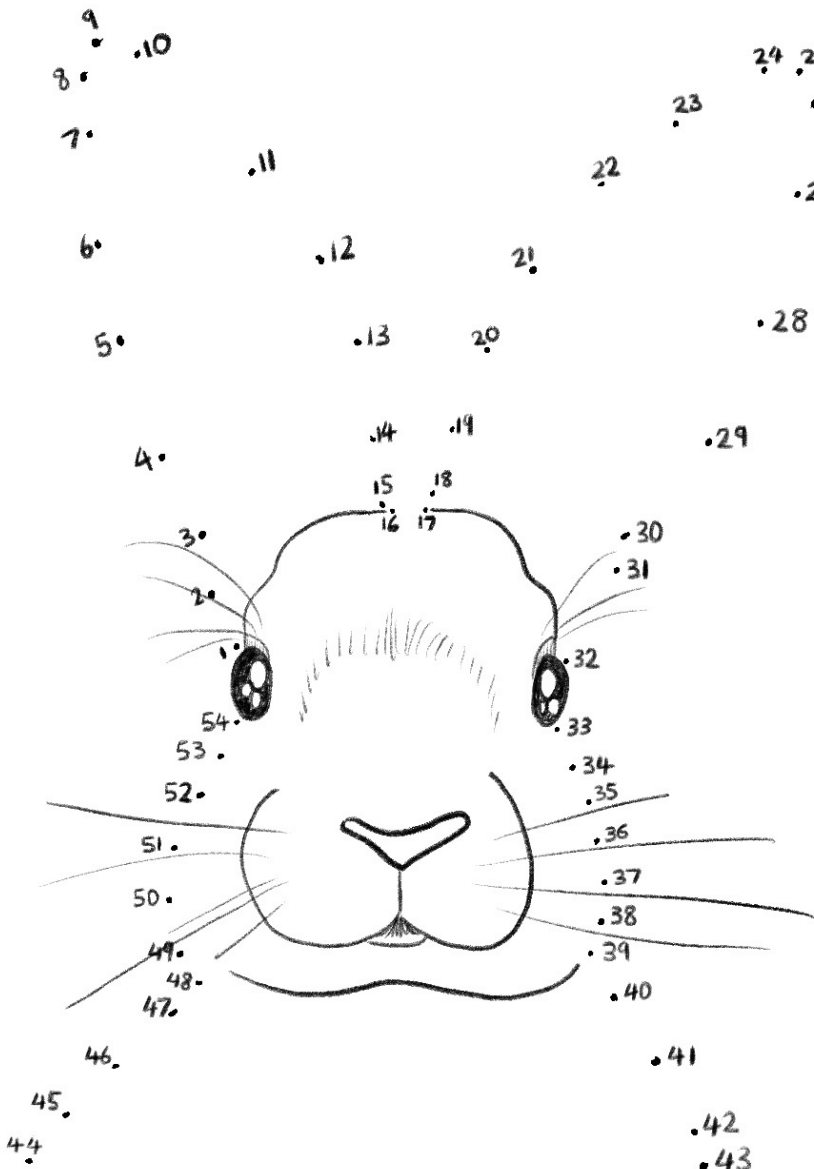
Why not try drawing your own rabbit in the white space below?



Colour me in!



Connect the dots and then colour in






Can you help colour in my friends?





WHY NOT PLAN AN 'EGG' HUNT FOR YOUR PETS!



REMEMBER! Chocolate is poisonous to dogs, and most other animals including rabbits, so ensure to use a safe alternative to hide.


Dogs

Why not hide your dog's favourite treats around the garden for them to hunt? Or turn it into a game, and hide them under pots for them to sniff and find.



Rabbits

You could use a cardboard box, or a tray, and fill with hay hiding pieces of veggies or treats inside for your buns to find.



Cats

Why not purchase a puzzle feeder to fill with cat treats, and watch your feline friend try to work out how to get them out. It's great for their mental stimulation!



DIY Easter Bunny Corner Bookmark

WHAT YOU NEED:

- Square paper (or cut paper into a square, pastel coloured paper works perfectly for Easter)
- White paper (for eyes, teeth)
- Black pen for drawing
- Scissors
- Glue


May need adult supervision



Step 1: Fold the paper diagonally. Unfold.



Step 2: Fold into a triangle. Bring the top of the triangle towards the bottom of the triangle. Fold.



Step 3: Fold the left and right corner towards the centre of the triangle.




Step 4: Crease and unfold.




Step 5: Grab the corner again, this time folding it towards the top of the triangle. Crease.



Step 6: Repeat last step on other side.



Step 7: Now tuck tops inside the pocket.



Step 8: You now have a corner bookmark. You can also tuck the triangle inside the pocket.

To turn this corner bookmark into a bunny, you'll need to cut out eyes, ears, teeth and nose/snout and glue them on the bookmark. You can also draw your eyes and add in some whiskers.




Glue the triangle nose on the snout piece and then glue the teeth behind the snout.



You can cut out and glue in an inner ear or colour in.



Glue the ears on the back side of the bookmark.



Place your bunny bookmark on the corner of a page in a book you are reading!

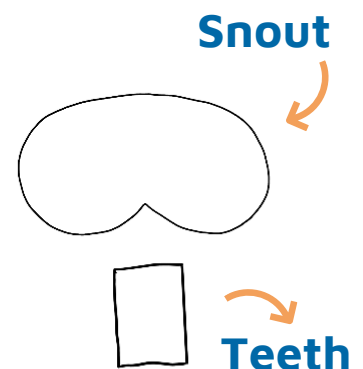

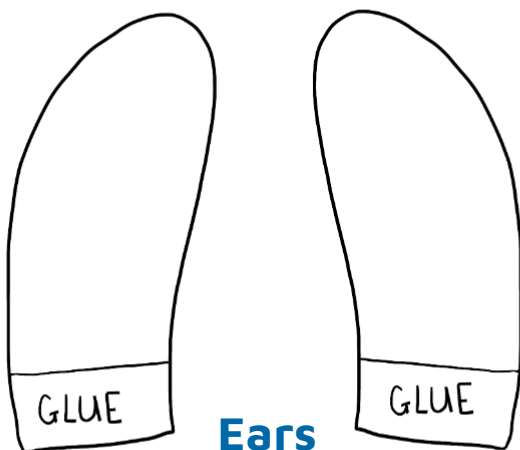


What your bookmark looks like inside a book.



Here's our finished bunny corner bookmarks!

TEMPLATES:



Cat enrichment toy

WHAT YOU NEED:

- 100% cotton fabric (approx. 15cm x 15cm) x 2
- Scissors
- Needle and thread
- Dried Valerian Root Herb
- Toy filling (optional)


May need adult supervision



Valerian Root is a calming herb and encourages deep relaxation. This is a great enrichment for cats who are nervous, anxious or worried.




Step 1: Gather materials, mark out squares and cut



Step 2: Pin squares together



Step 3: Sew along the edge



Step 4: Leave a small gap



Step 5: Pull the fabric through the gap so the stitching is now on the inside



Step 5: You will now fill the toy with dried Valerian Root (you can also add a small amount of toy filling to fill out the toy more)



Step 6: Using a funnel pour in the herb



Step 7: Sew shut the gap and watch your cat enjoy their new toy!

(Make sure that your cat is supervised whilst using this toy)

Word Search



Can you find all the words?



	T	C	A	P	O	H						
	G	I	N	K	S	R	C	W	O			
	O	R	A	B	B	I	T	Y	A	D	M	
A	W	A	E	M	H	G	A	S	T	F	H	B
L	H	S	Y	S	G	N	I	M	E	J	A	H
N	D	S	O	C	I	A	L	G	R	D	Y	K
	T	F	U	E	O	J	B	C	Y	K	U	J
	O	R	C	N	E	R	R	A	W	S		
		Y	H	T	N	C	K					



Words go forwards, backwards, up and down!

RABBIT HOP
GRASS HAY
SOCIAL TAIL
WARREN WATER

Maze Game

Can you help the rabbit find it's way home?



Be careful not to bump into the cat or dog!

FINISH



START

SPRING



Dotty and Daisy says:


It's extremely important not to feed any animal unless you check with the owner first.

You never know what medication, allergies or special diet they need.



Dillon says:

Always keep your dog on the lead in fields where there is livestock. Chances are they will have young this time of year, especially lambs. They may not like me saying hello off my lead!



Twiglet says:

To help keep birds and fledglings safe in their nest, it's useful for me to wear a safety collar with a bell to warn the birds when I'm near.




Charlie and Cola say:

If your rabbit or guinea pig has access to grass, make sure you only allow him small amounts to start with. As eating a lot of grass after eating hay all winter can upset our stomachs.



Spot the difference



There are 8 differences in the pictures below, can you find them?



How many?

Can you find the items listed below on Trindledown farm?

Pigs

Cows

Chickens

Carrots



Fundraising challenge!

Superstar fundraiser



Kenjer's busking challenge!

Over the festive period, Kenjer set himself the challenge to do some busking in his local area to help raise vital funds for NAWT.

Kenjer, who is a grade 8 violinist, raised an incredible **£172.67** which will all go towards caring for the homeless and abandoned animals that live in our centre. He even made the donation box himself!

Kenjer couldn't wait to make a special delivery to our NAWT Berkshire centre over Christmas!




Way to go Kenjer!

Thank you

If you would like to do a fun challenge and raise money to help homeless animals, then please download our young supporters pack which can be found on our website





**HAPPY
EASTER**
from everyone at

NAWT



Do you know what other foods can be harmful for a cat or dog?

SAFE 
NOT SAFE 

ANSWERS:

Colour the circle green for safe and red not safe



Onions



Fish



Eggs



Sweets



Avocado



Chicken



Rice



Pet Food





ANSWERS:

		T	C	A	P	O	H		
		G	I	N	K	S	R	C	W
	O	R	A	B	B	I	T	Y	A
A	W	A	E	M	H	G	A	S	T
L	H	S	Y	S	G	N	I	M	E
N	D	S	O	C	I	A	L	G	R
	T	F	U	E	O	J	B	C	Y
		O	R	C	N	E	R	R	A
			Y	H	T	N	C	K	



RABBIT HOP
 GRASS HAY
 SOCIAL TAIL
 WARREN WATER

ANSWERS:



Spot the difference:

ANSWERS:



1. Different coloured shirt
2. No dog lead
3. Missing sheep
4. Missing 'Do not feed' sign
5. Missing safety cat collar with bell
6. Extra bird in nest
7. Extra branch on tree
8. Missing hay for rabbit

ANSWERS:

How many?

Can you find the items listed below on Trindledown farm?

Pigs

3

Cows

2

Chickens

3

Carrots

5

